

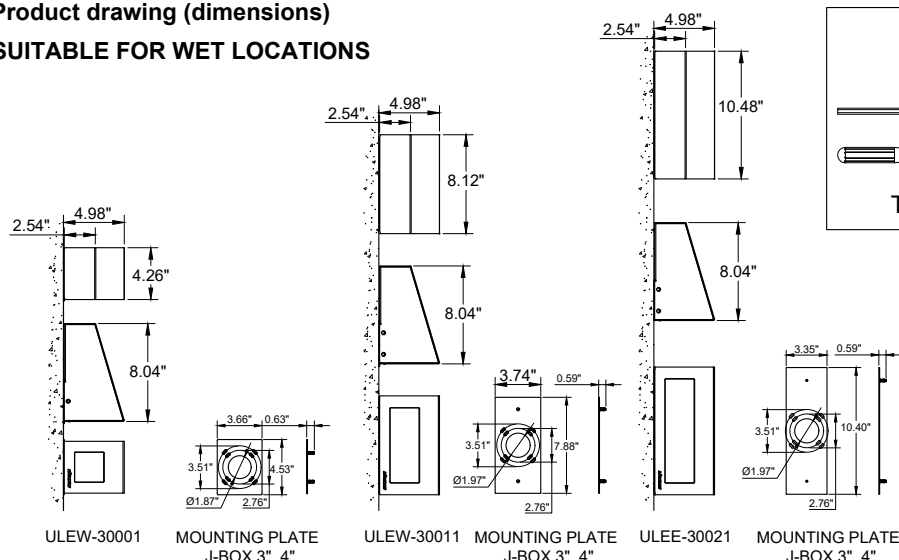
# INSTALLATION AND SERVICE MANUAL

**LIGMAN**  
NORTH AMERICA

For Installation of Leeds medium and large wall surface down & down light LED.  
Model. ULEW-30001, ULEW-30011 and ULEE-30021.

## Product drawing (dimensions)

SUITABLE FOR WET LOCATIONS

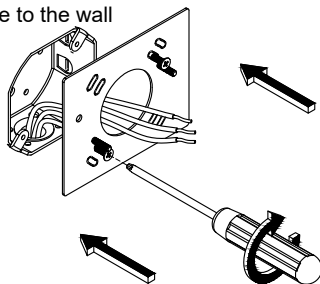


**NOTE** Mounts over a 3" Octagonal Junction box.

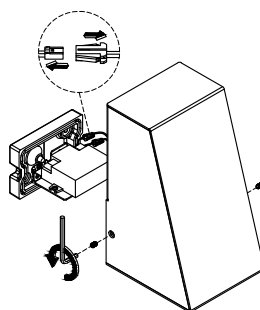
1

Position the body over the J Box and Secure the back plate to the wall

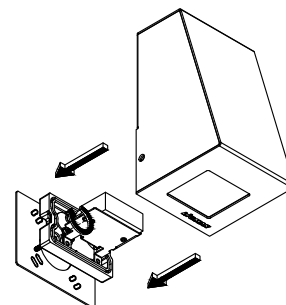
2



3

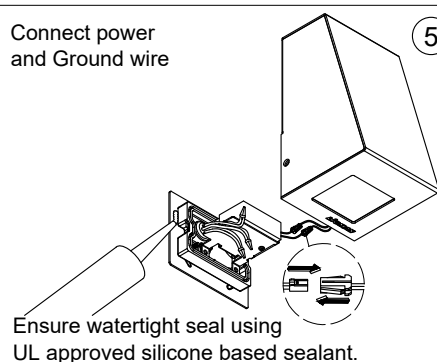


4



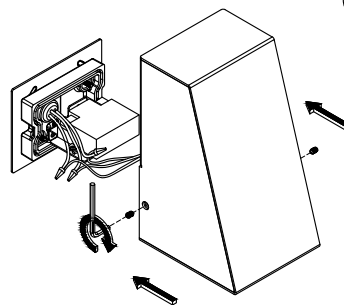
Connect power and Ground wire

5

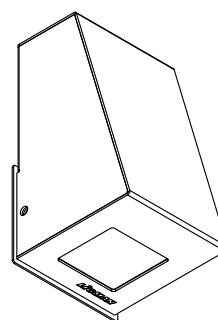


Ensure watertight seal using UL approved silicone based sealant.

6



7



## Notice to installer :

- 1.WIRING INSTRUCTIONS** Warning : RISK OF FIRE AND ELECTRICAL SHOCK. : FIXTURE MUST BE INSTALLED BY A QUALIFIED ELECTRICIAN ONLY>FIXTURE IS INTENDED FOR INSTALLATION IN ACCORDANCE WITH THE NATIONAL ELECTRICAL CODE, LOCAL AND FEDERAL CODE SPECIFICATIONS. DISCONNECT POWER BEFORE SERVICING.
- 2.This fixture has a VOLTAGE SPECIFIC BALLAST**,Check that the supply voltage is the same as the installed ballast voltage.

**Ligman Lighting USA**

7144 NE Progress Court, Hillsboro  
Oregon, 97124, USA  
Tel : 503 645 0500 | Fax : 503 645 8100